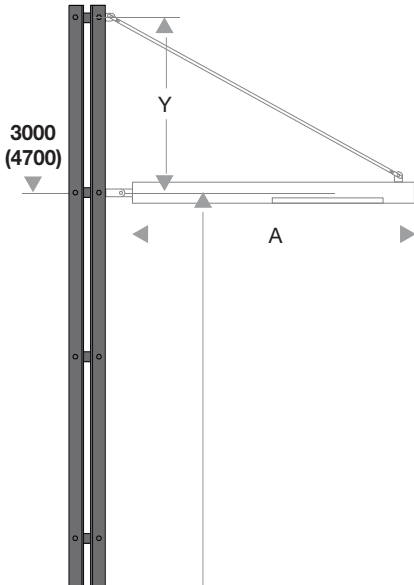
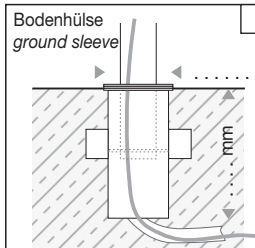
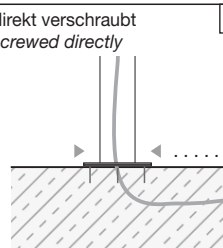
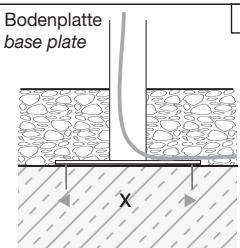


Masten / poles

Datenblatt / data sheet

Alle Modelle sind international gesetzlich geschützt.
All models are protected by international law.

Projekt / project:	Bestellnr. / item no.:	Datum / date:
<div style="display: flex; justify-content: space-between;"> <div style="width: 45%;">  <p>LPH Lichtpunkthöhe LMH luminaire mounting height</p> <p>3000 mm <input type="checkbox"/> (Profil 4 x 40 x 40 mm) 4700 mm <input type="checkbox"/> (Profil 4 x 60 x 60 mm) oder / or</p> </div> <div style="width: 50%;"> <p>Edelstahl Masten / stainless steel poles: V2A / type 304 <input type="checkbox"/> V4A / type 316 <input type="checkbox"/></p> <p>Oberfläche / surface: glasperlengestrahlt / glass-bead blasted <input type="checkbox"/> pulverbeschichtet / powder coated RAL <input type="checkbox"/> DB <input type="checkbox"/> Nasslack / wet paint RAL <input type="checkbox"/> DB <input type="checkbox"/> Oberflächenstruktur / surface texture: Glanzgrad / gloss level:</p> <p>Profilmastaufsatz bis Lichtpunkthöhe 3000 mm / profile pole height with luminaire mounting height of 3000 mm: 4-Winkelprofil 40/40 mm / 4-angles profile 40/40 mm <input type="checkbox"/></p> <p>Profilmastaufsatz bis Lichtpunkthöhe 4700 mm / profile pole height with luminaire mounting height of 4700 mm: 4-Winkelprofil 60/60 mm / 4-angles profile 60/60 mm <input type="checkbox"/></p> <p>Standrohr / base pipe: Quadratrohrprofil mit Tür und Raumbedarf für Kabelübergangskasten (Profilart und Dimension abhängig von Gesamthöhe / square-tube profile with door for cable connection box (profile type and dimensions depending on height of pole)</p> </div> </div>		
<p>>> send Formular >> to info@leccor.com</p>		
<p style="text-align: center;">Bodenbefestigungen / ground mounting options</p> <div style="display: flex; justify-content: space-between;"> <div style="width: 30%;"> <p><input type="checkbox"/> direkt (Köcherfundament) direct (sleeve foundation)</p> <p>100 x 100 mm (H3000 mm) 150 x 150 mm (H4700 mm)</p> </div> <div style="width: 30%;"> <p><input type="checkbox"/> Bodenhülse ground sleeve</p>  </div> <div style="width: 30%;"> <p><input type="checkbox"/> direkt verschraubt screwed directly</p>  </div> <div style="width: 30%;"> <p><input type="checkbox"/> Bodenplatte base plate</p>  </div> </div>		