


FIACCOLA

Wandleuchte · wall light / Typ 111

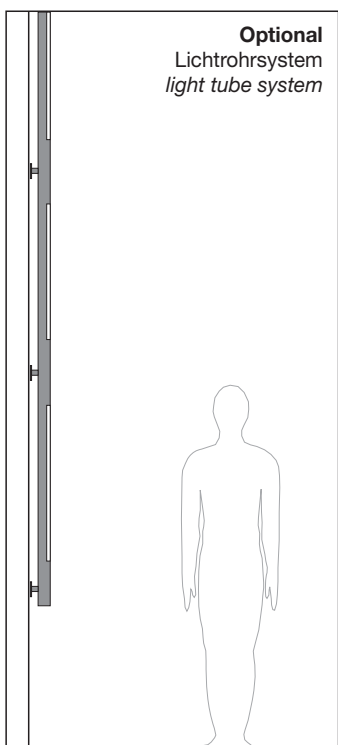
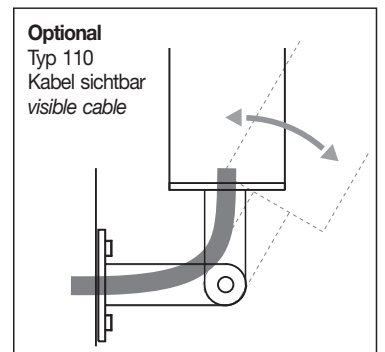
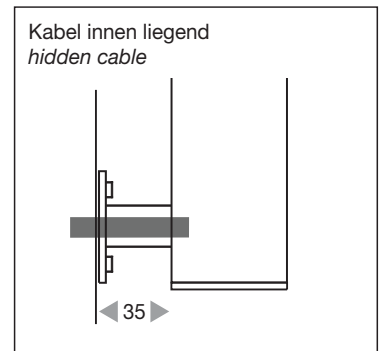
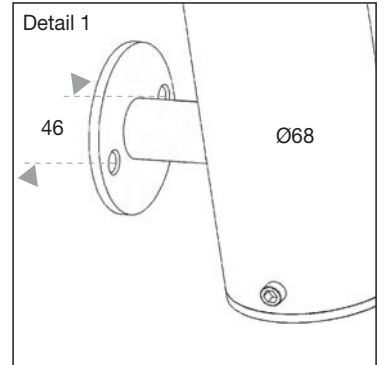
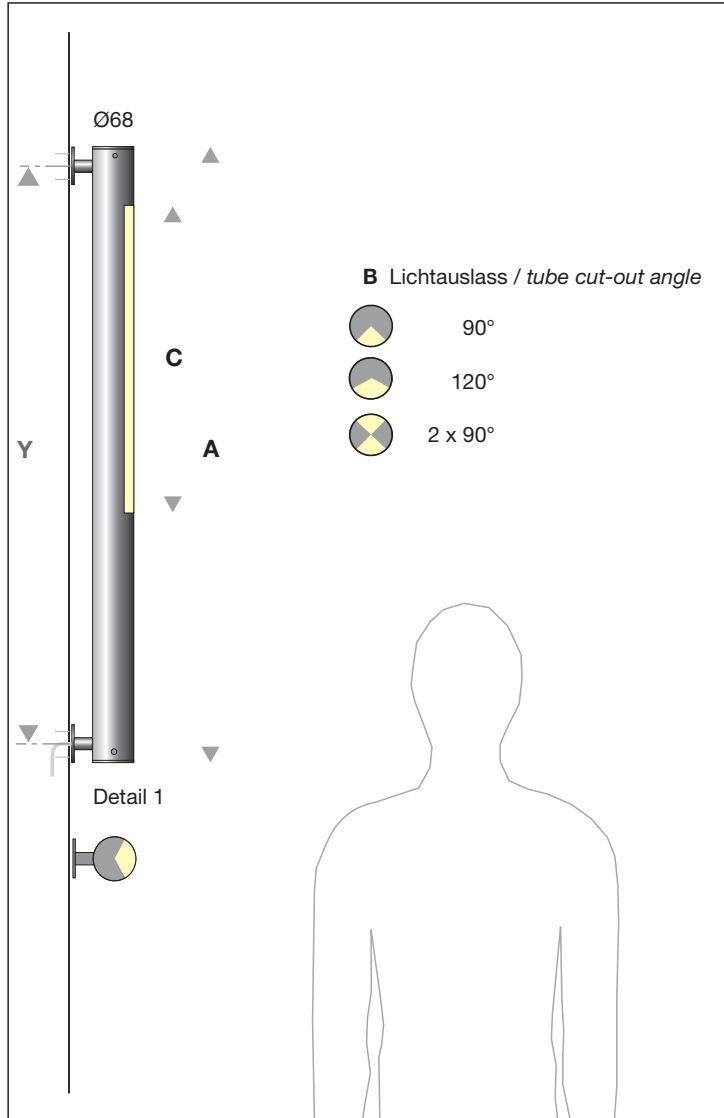
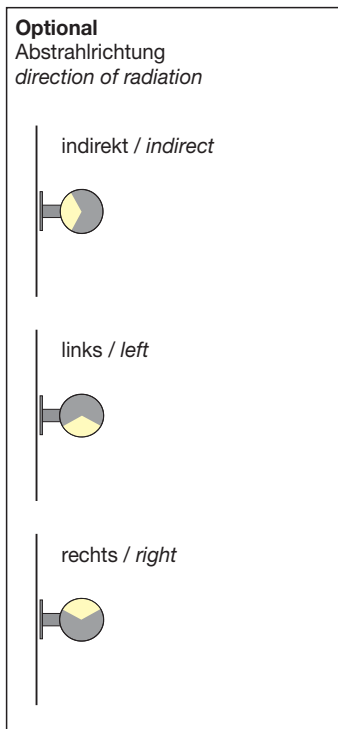
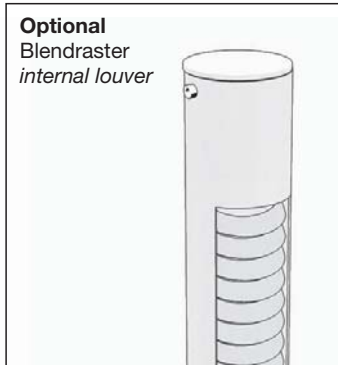


Werksfoto



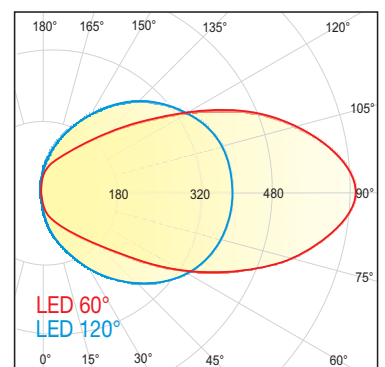
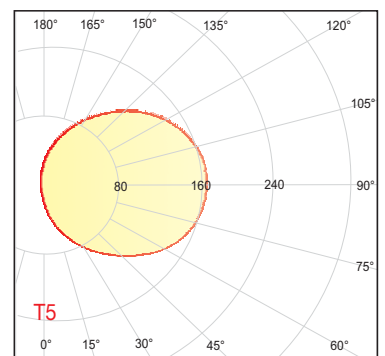
Werksfoto

Germany | Schwäbisch Hall | Alte Stadtmauer - Werksfoto



Bestell Nr. / order no	A	B	C	Leuchtmittel / light source
T50500045111	1000	90°	500	T5 24 Watt
T50500050111	1000	120°	500	T5 24 Watt
T50500060111	1000	2x90°	500	T5 24 Watt
T50500065111	1700	90°	1100	T5 54 Watt
T50500070111	1700	120°	1100	T5 54 Watt
T50500080111	1700	2x90°	1100	T5 54 Watt
T50500085111	2070	90°	1400	T5 49 Watt
T50500090111	2070	120°	1400	T5 49 Watt
T50500100111	2070	2x90°	1400	T5 49 Watt
LED500045111	1000	90°	500	LED 7,2 Watt
LED500050111	1000	120°	500	LED 7,2 Watt
LED500060111	1000	2x90°	500	LED 2x 7,2 Watt
LED500065111	1700	90°	1200	LED 18 Watt
LED500070111	1700	120°	1200	LED 18 Watt
LED500080111	1700	2x90°	1200	LED 2x 18 Watt
LED500085111	2070	90°	1400	LED 22 Watt
LED500090111	2070	120°	1400	LED 22 Watt
LED500100111	2070	2x90°	1400	LED 2x 22 Watt

Alle Maße in mm / all dimensions in mm
Lichtfarbe / colour temperature: T5 830 ww / 840 nw, LED 2700 K - 5000 K
Weitere Ausführungen und Leuchtmittel auf Anfrage / other variants on request



Hochwertige Edelstahlleuchten - preiswert und wirtschaftlich - für Aussen, Innen und den öffentlichen Bereich.

Im Kern die Lichtarmatur, gesichert vom transparenten (optional mattierten) "Schutzrohr", umhüllt vom "Designrohr" aus Edelstahl.

Designrohr:

- Ø 68 mm, Länge A = 1000 mm / 1700 mm / 2070 mm / 2850 - 5900 mm (weitere Längen und Ø 76 mm auf Anfrage), Edelstahl V2A (V4A), Oberfläche glasperlengestrahlt, auf Wunsch Pulverbeschichtung oder Lackierung nach Wahl
- Lichtauslasswinkel B = 90°, 120° oder 2 x 90°

Schutzrohr:

- Acryl- / Polycarbonatglas (optional Borosilikatglas)
- transparent (optional mattiert)
- schlagfest, staubdicht und strahlwassergeschützt

Leuchtmittel:

- LED: 12/24 Volt, Lichtfarbe weiß 2700 K - 5000 K, optional: RGB-Lichtfarben mit zusätzlicher Steuerung
- Abstrahlwinkel LED-Linse: 60° oder 120°
- T5 FH Ø 16 mm: 21 W, 28 W, 35 W
- T5 FQ Ø 16 mm: 24 W, 49 W, 54 W, 80 W
- weitere Leuchtmittel auf Anfrage

Technik:

- bei T5 einfacher Leuchtmittelwechsel durch patentiertes Steckadaptersystem
- Schutzart IP65, Schutzklasse 1 / 2

Allgemeine Informationen:

- Prüfzeichen: siehe Homepage
- Alle Modelle sind gesetzlich geschützt
- Technische Änderungen behalten wir uns vor

High-quality stainless steel luminaires - reasonably priced and economical - for outdoor, indoor and public use.

Within the 'design pipe' made out of stainless steel, the core of this light is a 'light pipe' secured by a transparent (or frosted) 'protection pipe'.

design pipe:

- Ø 68 mm, length A = 1000 mm / 1700 mm / 2070 mm / 2850 - 5900 mm (other lengths and diameters available on request), stainless steel type 304 (316), glass bead blasted surface, powder coating or painting according to RAL colour chart on request
- tube cut-out B = 90°, 120° or 2 x 90°

protection pipe:

- acrylic / polycarbonate glass (optional borosilicate glass)
- transparent (optional frosted)
- shock-, dust- and jet-proof

illuminant:

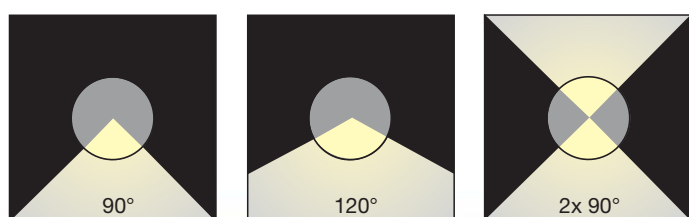
- LED: 12/24 volts, colour temperature (CCT) 2700 K - 5000 K optional: RGB-LED technology with control unit
- angle of radiation LED lenses: 60° or 120°
- T5 FH Ø 16 mm: 21 W, 28 W, 35 W
- T5 FQ Ø 16 mm: 24 W, 49 W, 54 W, 80 W
- other illuminants available on request

technology:


- patented plug-in system for quick and easy replacing of T5 illuminants
- IP65, electrical safety class 1 / 2

general information:

- certification marks: see homepage
- all our products are protected by international law
- technical changes reserved



Lichtauslasswinkel B · tube cut-out angle B



Einfacher Leuchtmittelwechsel durch Steckadaptersystem oder Fixierschrauben
easy replacement of illuminants by plug-in system or fixing screws

